



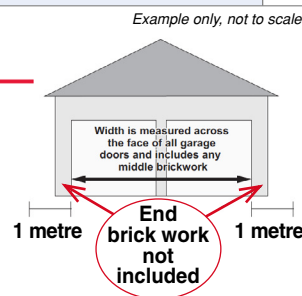
▶ PARKS - PLANTS AND FALLEN WOOD - CYCLE OF LIFE

Removal of wildlife, such as plants or tree debris of any kind from City-owned wood lots, ravines or naturalized areas is not allowed. Native plants and ecosystems are a vital importance to our natural habitat. They attract a variety of animals, provide shelter and food sources for wildlife and support pollinators.

Our pollinators are essential to food production and have an enormous economic and environmental benefit. The tree debris and wood contribute to the ecosystem of the soil, retain moisture and create habitat opportunities of wildlife. We need to maintain a healthy biodiversity in our local ecosystem.

By-law 2006-96: How much can I extend my driveway?

You can estimate the maximum width of your proposed extension by measuring the width of the existing garage door, or doors. In most cases, you can extend your driveway up to 2 metres (6'-6") in width beyond this measurement, but not closer than 183 cm (6') to your side lot line. (Contact By-Laws for full details.)



▶ KEEP MARKHAM BEAUTIFUL BY-LAW

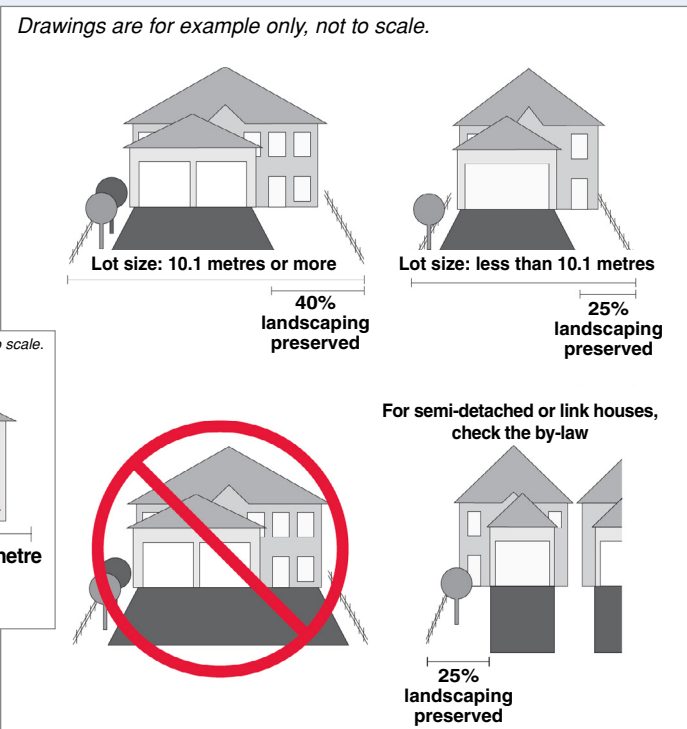
- The yard around every home is to be kept neat and tidy, and free of garbage or anything that might cause a health or safety danger.
- Grass must be trimmed to grow no higher than 15 cm (6").



▶ LICENSED DRIVEWAY CONTRACTORS IN THE CITY OF MARKHAM

Homeowners are responsible for ensuring their driveway meets the by-law's standards. You are not allowed to extend your parking area into your front yard and you're not allowed to park on your lawn. This by-law ensures that there is enough soft landscaping in order to avoid flooding issues in our neighbourhoods.

The City requires paving contractors who construct or extend driveways in Markham to be licensed. Please contact our Contact Centre to see if your paving company is licensed before the work begins by calling **905.475.5530** or by email at customerservice@markham.ca.



▶ YARD WASTE

Markham's leaf and yard waste is collected and turned into compost through a process called aerobic digestion - essentially like a big compost pile. The yard waste is piled in windrows and turned continuously to allow oxygen to break down the organic material.

We DO NOT collect grass clippings as yard waste. High levels of nitrogen found in grass would disturb the regular aerobic digestion process and cause strong odor around composting facilities.

Mowing more often and leaving grass clippings on your lawn allows soil micro-organisms to break down naturally and release nutrients back into the soil.



Summer 2021 ▶ Ward 4 NEWS

www.karenrea.ca

Update from your Markham Council Representative Karen Rea

Dear Residents,

I hope everyone is keeping well, while finding new and exciting things to do outdoors.

Council continues to meet virtually during the pandemic. I am looking forward to being able to sit in my chair in the Council chambers and welcome back residents to attend our public meetings.

If we continue to meet virtually in the fall, my office will host some virtual meetings where residents can join and ask questions from our city staff on a number of topics, such as building, by-laws and winter operations. We will provide more information in our electronic newsletters about how to attend

and participate. Please email Mylene to sign up for our e-newsletters and keep up to date on local ward issues.

I hope you will find some useful information in this newsletter and as always, please contact us if we can be of any assistance.

I hope everyone has a wonderful summer. Stay safe and healthy.

Regards,

Karen Rea

Karen Rea | Ward 4 Councillor

▶ WHAT HAPPENS WHEN YOU NEED ASSISTANCE AFTER-HOURS & WEEKEND?

You can call **905.477.7000 push 0 (zero)** and the call will be answered by our non-emergency fire dispatch, who will notify our on call staff of the issue. Parking enforcement can be reached at **905.477.7000 ext. 2050**. After hour messages are picked up regularly.

▶ NEIGHBOURHOOD WATCH

Neighbourhood Watch is a program supported by York Region police and maintained by the community.



The program reduces crime through the active participation of citizens in crime prevention. If you are interested in establishing or joining a Neighbourhood Watch group in your own area, you can contact York Regional Police officer Brian Hinds: **1.866.876.5423** neighbourhoodwatch@yrp.ca

In this issue:

- ▶ Coyotes Living in the City
- ▶ LDD (Gypsy Moth) Life Cycle
- ▶ Tree Preservation By-law
- ▶ Building or Planning Any Renovations?
- ▶ Heritage Conservation District
- ▶ Parks - Plants and Fallen Wood, Cycle of Life
- ▶ Keep Markham Beautiful By-law
- ▶ Licensed Driveway Contractors, Markham
- ▶ Yard Waste
- ▶ Assistance After-Hours and Weekend
- ▶ Neighbourhood Watch

Karen Rea, Ward 4 Councillor, 101 Town Centre Blvd, Markham ON L3R 9W3

krea@markham.ca or **905.479.7751**



COYOTES & FOXES LIVE HERE TOO!



COYOTES LIVING IN THE CITY

We understand everyone's concerns about the sighting of coyotes in the community and realize that many people are frightened and not sure what to do. To reduce the risk of an encounter, we ask that you **DO NOT** feed wildlife of any kind, this includes leaving food out for household pets and putting garbage out earlier than allowed. All dogs should be kept on a short leash at all times and closely monitor your children and pets when outside. Do not try and approach a coyote or try and take a photo.

If an encounter does occur, please follow these tips:

- **DO NOT run away: just like a household dog, a coyote will chase after you**
- **Back away slowly**
- **Yell, shout, make yourself look bigger by waving your hands in the air**
- **You can carry a garbage bag and snap it, or an umbrella to open and close several times – the sounds will scare the coyote**

Many residents have asked if the coyotes can be relocated. Under the Fish and Wildlife Conservation Act we are only allowed to relocate wildlife within a 1 km radius of where they are found.

City staff provided a detailed presentation along with a presentation from Coyote Watch at our general committee meeting on May 31st. The video recording is available for anyone that is interested in obtaining more detailed information and can be found under council meetings on the City website.

If you have any animal concerns, please call 905.415.7531 and an Animal Care Officer will assist.

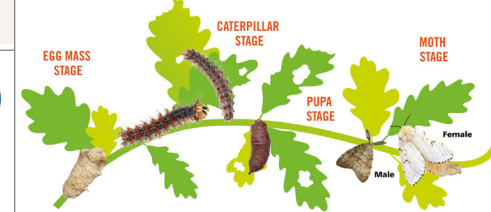


Photos along our Multi-Use Pathway (MUP)



CALL BEFORE YOU CUT!
Permits are required to cut trees with a trunk diameter of 20 cm or more
markham.ca/KeepMarkhamBeautiful

APRIL TO JUNE	MAY TO AUGUST	JUNE TO JULY	AUGUST TO APRIL
<p>Consider Applying Insecticide Some products have tight timing windows for application to be successful. Contact a licensed tree care company early in the season to discuss options.</p>	<p>Burlap Bands Trap caterpillars by wrapping burlap around the tree's trunk. This makes it easier to collect them.</p>	<p>Handpick Caterpillars Remove caterpillars and place in a bucket of soapy water for a day or two.</p>	<p>Scrape and Destroy Egg Masses Scrape egg masses off trees and place in a bucket of soapy water for a day or two.</p>



LDD (GYPSY MOTH) LIFE CYCLE

All municipalities are experiencing a gypsy moth infestation, which could be year 2 of an estimated 4 year cycle. We have estimated approximately 18,000 trees at risk of defoliation. City staff will be tracking defoliation levels in order to fully understand the hotspot locations. They have removed egg masses from over 6,000 trees earlier in the year to help control the infestation.

The organic insecticide BTK is only effective when the caterpillars are small. We need everyone's help to try and control the infestation. If you have an infested tree, burlap or duct tape bands (sticky side out) on the trunk of the tree will help keep the caterpillars from entering the tree canopy. The City is looking at all options to try and minimize the infestation if the cycle continues next year. For more details please check the City website at www.Markham.ca/trees.

TREE PRESERVATION BY-LAW

Property owners **must apply for a permit** before injuring (injury mean pruning a tree to 30% of the crown or more) or destroying any tree in Markham with a diameter of 20+ cm or 8+ inches DBH (Diameter at Breast Height), measured at 1.37 meters (54 inches) above the ground.

Hedges also require protection if 20+ cm DBH. It's important to maintain trees and hedges properly, recognizing the value they provide to multiple land owners and their value for wildlife.

Trees and hedges require pruning and maintenance, and if the tree or hedge is shared, residents should communicate with their neighbours and address the objectives of pruning before proceeding so both parties are on the same page.

The tree preservation by-law exists to preserve significant trees on all properties within the City and to sustain Markham's urban forest. Please see [By-Law 2008-96](#) for further details. For additional information, visit Markham.ca/trees.

Anyone contravening the Tree Preservation By-law and found guilty of an offence will be subject to penalties.

BUILDING OR PLANNING ANY RENOVATIONS THIS SEASON?

– You might need a permit!

A permit may be required before starting any construction, demolition or renovation project, whether the work is on the interior or the exterior of the building or dwelling.

Some common projects that require a permit are concrete porches, installing a basement entrance, finishing basements, removing an interior wall, plumbing and electrical work, a covered porch, and a garden shed larger than 100 square feet.

Construction material and machinery cannot be left on the road without a road occupancy permit (ROP). Please ensure that your contractor cleans up any mess made on any city roads or sidewalks. The cutting of any stones/pavers or concrete are to be done with a wet saw to avoid dust - [By-law 2018-77](#).

Check the rules on encroachment, the city owns part of your front yard. Curbs cannot be cut or altered without permission and ditches are not to be removed or filled in.

Please call before starting any project to make sure you are complying with city zoning by-laws and building code requirements. For further information visit the City's portal - [Building Permit](#)

HERITAGE CONSERVATION DISTRICT

A Heritage Conservation District (HCD) is a defined geographical area within a municipality that is regulated by a local by-law intended to protect, conserve and enhance the existing **heritage** character of the district. If you live in the district and want to make any changes to your home, you **MUST** obtain a heritage permit (which is free) to alter any part of the property, such as: paint, fences, windows, roof and driveway replacement, lamp installations, major vegetation removal etc.

If you are an owner of a business or a tenant in the district, a sign permit from the City's Building Department is also required for any signage (either ground related or on a building) to ensure that it is appropriate and heritage compatible for both public and private property. Full details can be found on the City website.

During a recent discussion about our Natural Heritage Inventory and Assessment Study:
The study identified many occurrences of encroachment of private uses onto public lands including mowing, cutting and dumping. This is a reminder that you cannot extend your yard for vegetable gardens, pools, sheds or any other structures beyond your boundary. By-laws will investigate and enforce, when landowners have altered the landscape beyond your boundary.
It's important to keep our natural corridors undisturbed to support biodiversity.

